




On a PC

1. Download the pdf by clicking on the **PDF download** icon. 
2. Click your right mouse button on the **PDF download** icon. 
3. Choose "**Save As**" then name the file **LastName_Artisans_Proposal** select the drive and file path that you wish to save your PDF file to.
4. Click on OK to save the document on your device. Fill out the form and **save** with **Adobe Acrobat Document** as document type
5. Attach the completed PDF form to an email and return to us at **artisansfunclasses@gmail.com**

On a Mac

1. Download the pdf by clicking on the **PDF download** icon. 
2. Click on the down load file
3. Download the file
4. Rename the file to **LastName_Artisans_Proposal** and save on your device where you wish it to reside.
5. Fill out the form and **save** with **Adobe Acrobat Document** as document type
6. Attach the completed PDF form to an email and return to us at **artisansfunclasses@gmail.com**